


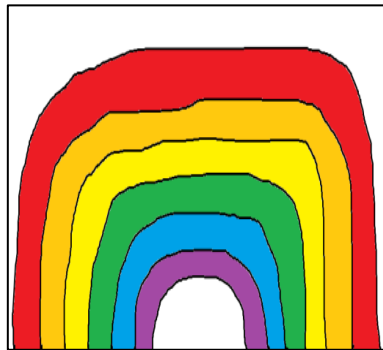
Sequencing of Events

1st, 2nd, 3rd


Go through each of these pictures with your child. Cut them out individually. Mix them up, lay them facing up on the table, and ask your child to put them in order from what happens first, next, and last. Use both kinds of phrasing when teaching lesson to your child to build math vocabulary skills. (1st, 2nd, 3rd and first, next, last) Answers are given to you under pictures for conveniences.




second



last



first



first




second



last



second



last



first